

# Pradhan Mantri Awas Yojana (PMAY-U)



**Proposal for 268 projects under Vertical III & IV**

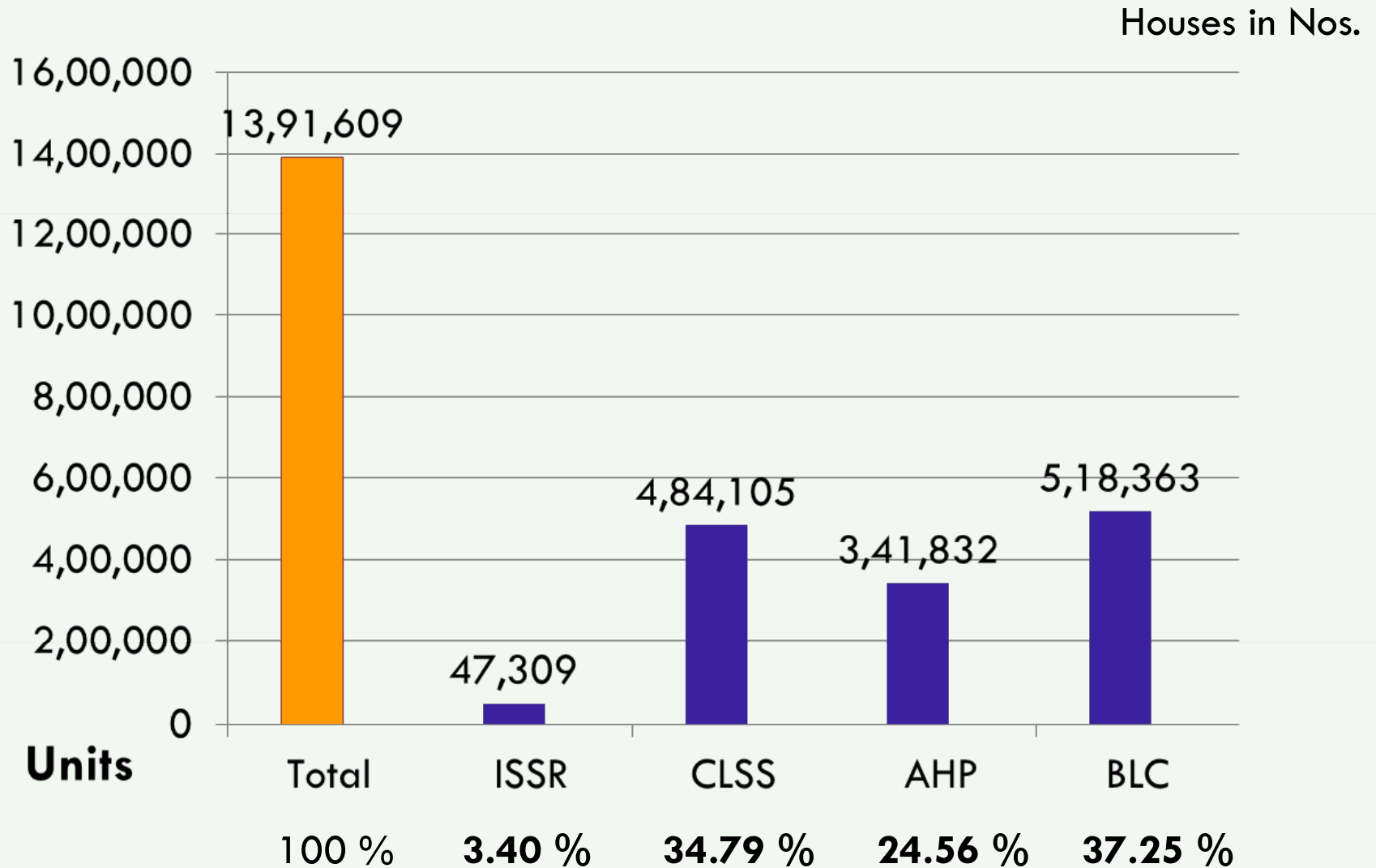
**Presented to 42<sup>nd</sup> CSMC meeting on 30.01.2019**



**Government of Tamil Nadu**

**SLNA - Tamil Nadu Slum Clearance Board**

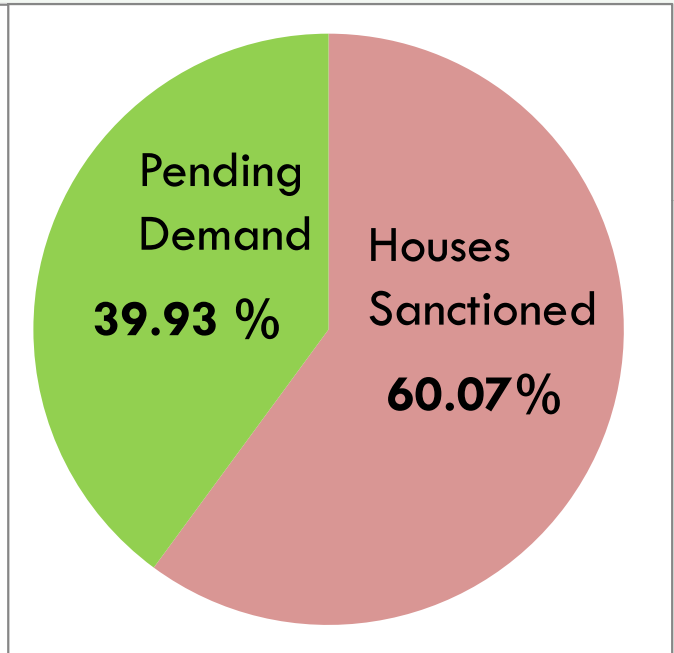
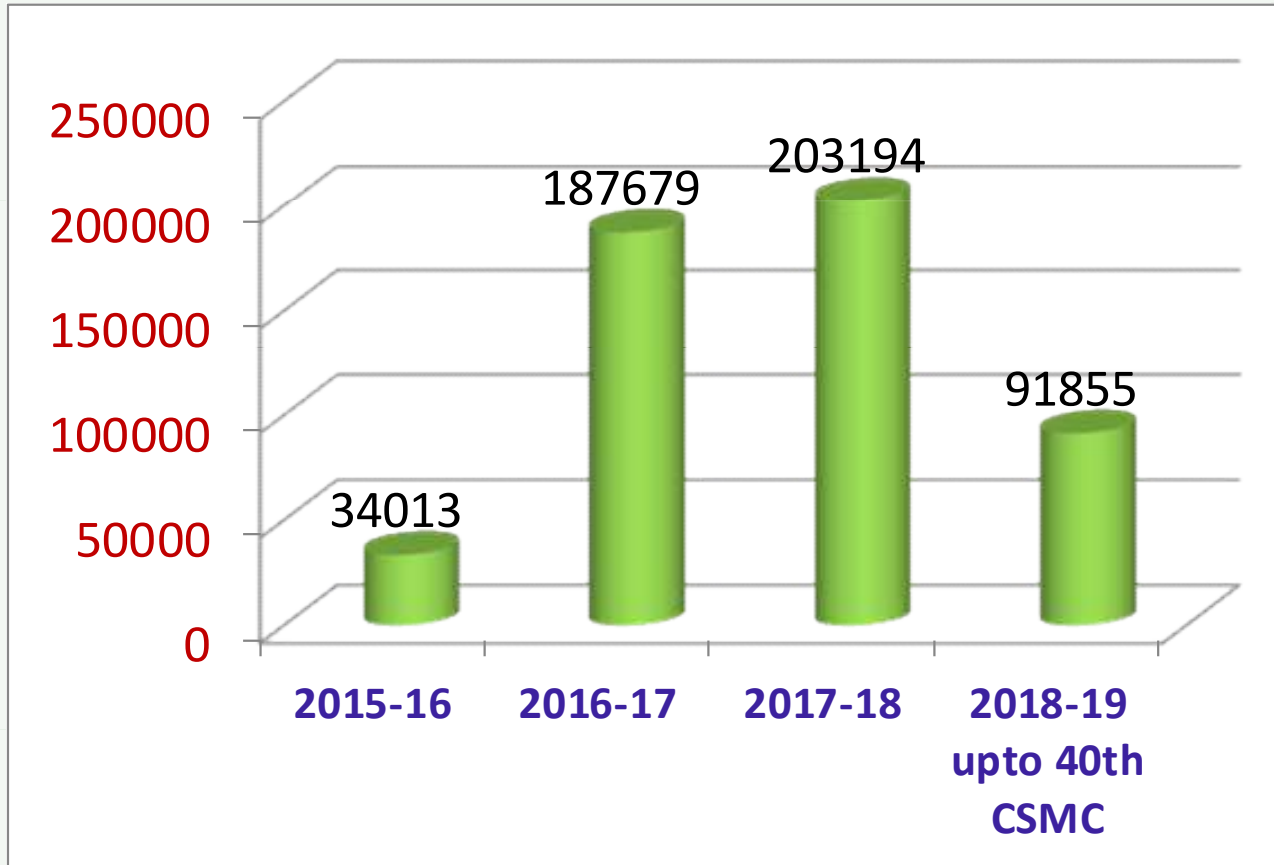
## Housing requirement assessed under the Four Verticals in 666 Cities/Towns



- ❖ HFAPoAs for 666 cities /Towns have been submitted to Gol .
- ❖ Approval awaited.

# Houses Sanctioned under AHP & BLC

Houses in Nos.



|              |                   |
|--------------|-------------------|
| Demand under |                   |
| AHP          | - 3,41,832        |
| BLC          | - 5,18,363        |
| <b>Total</b> | <b>- 8,60,195</b> |

Total Units sanctioned under AHP & BLC : 5,16,741

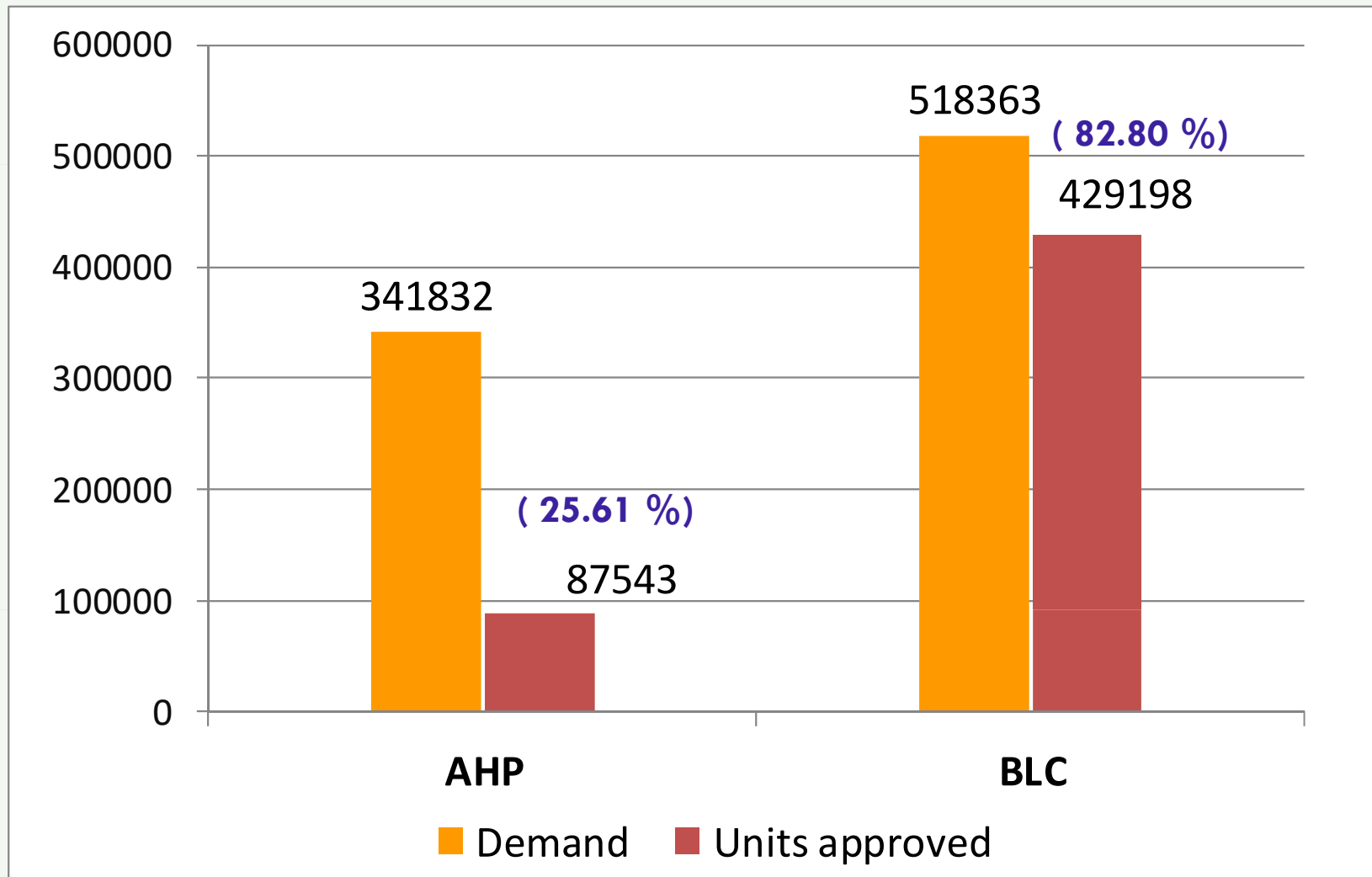
## Details of the Projects Approved so far

Rs.in lakh

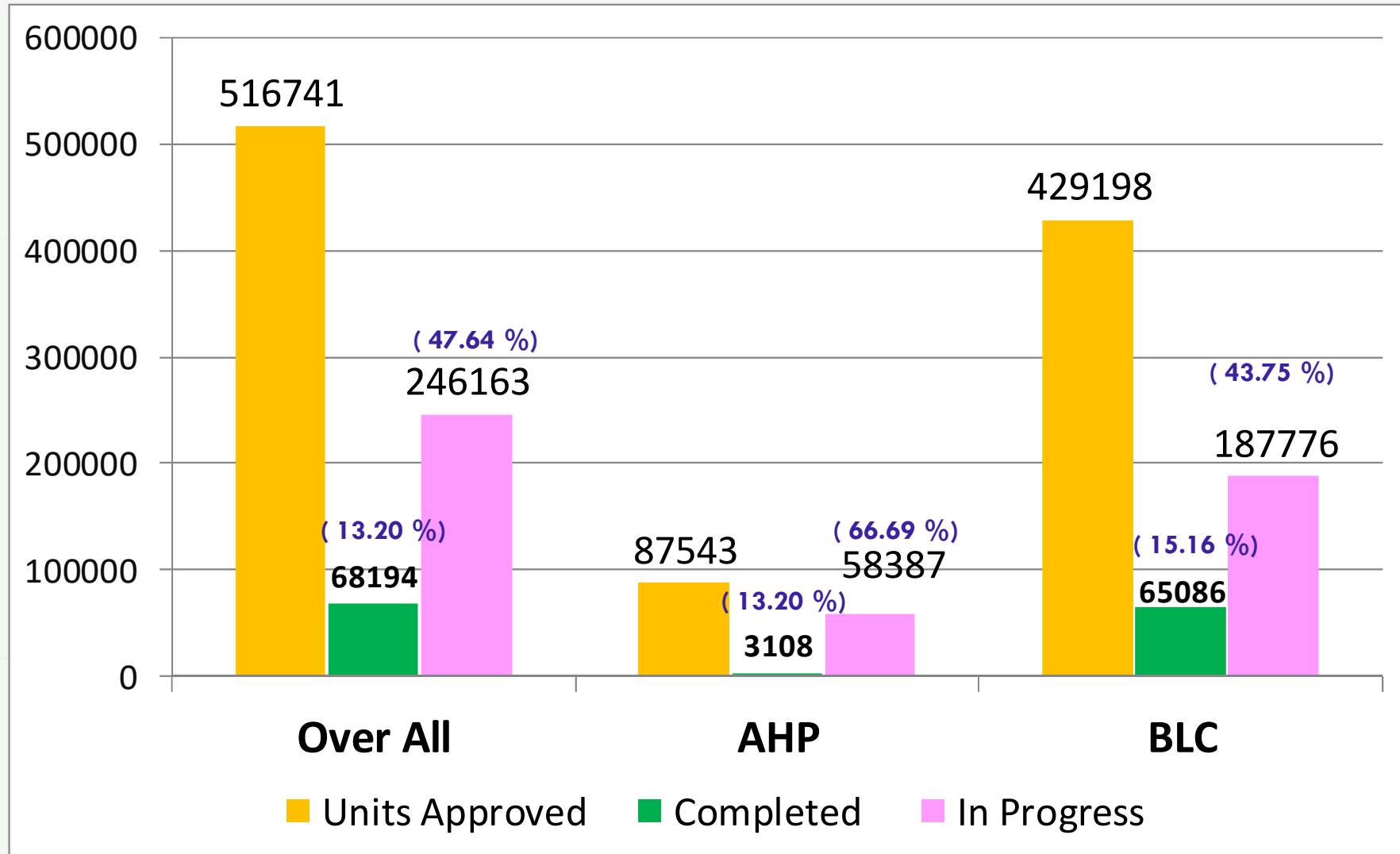
| Vertical     | No of Projects | No. of tenements / houses | Project cost      | GOI Grant       | GoTn Grant      | Institutional share/TDR | Beneficiaries share |
|--------------|----------------|---------------------------|-------------------|-----------------|-----------------|-------------------------|---------------------|
| AHP          | 178            | 87543                     | 860218.41         | 131314.5        | 460905.10       | 43008.03                | 224990.78           |
| BLC          | 1973           | 429198                    | 1300208.45        | 643797.00       | 257518.80       | 0                       | 398892.65           |
| <b>Total</b> | <b>2151</b>    | <b>516741</b>             | <b>2160426.86</b> | <b>775111.5</b> | <b>718423.9</b> | <b>43008.03</b>         | <b>623883.43</b>    |

## Demand Survey Vs Approval (upto 40<sup>th</sup> CSMC)

5



## Approval Vs Progress



**Total Expenditure so far incurred : Rs. 3748.97 Cr**

**(AHP – Rs.1483.48 Cr & BLC –Rs. 2265.49 Cr )**

## Physical Progress - AHP PROJECTS

| No. Of Projects approved | No. Of Units Approved | Tendered | Work Order Issued/ Grounded | Completed | Tenders to be called for |
|--------------------------|-----------------------|----------|-----------------------------|-----------|--------------------------|
| 178                      | 87,543                | 58,387   | 38,633                      | 9,740     | 26048                    |

### ROAD MAP FOR COMPLETING THE 58,387 HOUSES

- Tenders called for 151 works
- 24.40% of the balance houses (14,250) will be completed April 2019.
- Another 35.97% houses (21,000) will be completed by June 2019.
- By April 2020, 27% of houses (16,137) will be completed.
- For 26,048 DUs tendering will be taken up after May 2019.

## Physical Progress - BLC PROJECTS

| No. Of Projects | No. Of Units | Work order issued | Grounded / In Progress |            |        |        |          | Completed |
|-----------------|--------------|-------------------|------------------------|------------|--------|--------|----------|-----------|
|                 |              |                   | Below Basement         | Foundation | Lintel | Roof   | Total    |           |
| 1973            | 4,29,198     | 3,29,428          | 82,166                 | 31,672     | 26,024 | 47,914 | 1,87,776 | 67,716    |

### Road Map for Completion of Balance 1,87,776 units

- **By March'19** - **45,000 (24 %)**
- **By April'19** - **27,000 (14 %)**
- **By June'19** - **30,000 (16%)**
- **By July'19** - **50,000 (27%)**
- **Balance houses 35,776 (19%), will be completed by August'19**



## Status of MIS Entries

| Indicators  |           | Current Status (No.)                                 |                        |                        |          |           |
|---|-----------|--|------------------------|------------------------|----------|-----------|
| Survey entry made in PMAY-MIS by ULBs (Door to door survey)   |           | 85.04 % (7,58,321 / 8,91,682)<br>(Achieved / Target) |                        |                        |          |           |
| Survey Entry (ULBs + CSC+ Online)<br>Approved in PMAY MIS (%) | Vertical  | ISSR   | CLSS                   | AHP                    | BLC      | Total     |
|   | Entry     | 3,17,452   | 3,60,530               | 5,00,299               | 6,97,890 | 18,76,171 |
|   | Validated | 20,432   | 3,62,809               | 5,30,746               | 3,62,181 | 12,76,168 |
| No of Projects approved:                                      |           | 2151 (AHP -178 , BLC -1973 )                         |                        |                        |          |           |
| No of Projects entered (7A/B/C/D)                             |           | 2151 (AHP -178 , BLC -1973 )                         |                        |                        |          |           |
| No of Dwelling Units approved                                 |           | AHP  | BLC                    | Total                  |          |           |
|   |           | 87,543   | 4,29,198               | 5,16,741               |          |           |
| Beneficiaries attached (4B form)                              |           | 27,442<br>( 31.35 %)                                 | 3,78,493<br>( 88.20 %) | 405935<br>( 78.60 %)   |          |           |
| Houses Geo-tagged   |           | 87,543<br>(100%)                                     | 2,54,065<br>( 59.20 %) | 3,41,608<br>(66.10%)   |          |           |
| Aadhaar seeded  |           | 26,599<br>( 30.38 %)                                 | 3,66,406<br>( 85.37 %) | 3,93,005<br>( 76.05 %) |          |           |

## Details of UCs submitted

(Rs. In Lakhs)

| Sl. No       | Vertical | No of Projects | No. of units  | Project cost     | Gol Grant        | Gol 1st installment Released | UC for 2 <sup>nd</sup> Installment |                                |                             |
|--------------|----------|----------------|---------------|------------------|------------------|------------------------------|------------------------------------|--------------------------------|-----------------------------|
|              |          |                |               |                  |                  |                              | submitted                          | Sanctioned, yet to be released | To be sanctioned/r released |
| 1            | AHP      | 24             | 15764         | 128803.31        | 23646.00         | 9458.40                      | 9458.40                            | 2860.80                        | 6597.60                     |
| 2.           | BLC      | 1476           | 272179        | 825162.25        | 408268.50        | 92572.33                     | 92572.33                           | 6000.00                        | 86572.33                    |
| <b>Total</b> |          | <b>1500</b>    | <b>287943</b> | <b>953965.56</b> | <b>431914.50</b> | <b>102030.73</b>             | <b>102030.73</b>                   | <b>8860.80</b>                 | <b>93169.93</b>             |

## PROGRESS OF VERTICAL – II (CLSS)

11

| Indicators                   | Current Status (No.)  |
|------------------------------|---|
| Total Demand of CLSS         | ULB : 4,84,105<br>CSC : 2,46,308<br>Online : 36923 <span style="font-size: 2em; vertical-align: middle;">} <b>7,67,336</b></span> |
| Total no of Loans Sanctioned | 14092 ( NHB – 13953 , HUDCO - 139 )   |
| Loan Amount                  | Rs. 5234.71 Cr<br>( NHB – 3102.29 Cr , HUDCO – 2132.42 Cr)  |
| Disbursed Amount             | Rs. 2125.95 Cr<br>( NHB – 2109.89 Cr , HUDCO – 16.06 Cr)  |
| Subsidy Amount               | Rs.279.84 Cr<br>( NHB –277.11 Cr , HUDCO – 2.73 Cr)   |

# BRIEF OF PROJECT PROPOSALS FOR 42<sup>ND</sup> CSMC

(Rs. Lakhs)

| Sl. No                   | Component          | No. of Projects | No of units  | Project cost     | GoI Share        | GoTN Share       | Beneficiary Share |
|--------------------------|--------------------|-----------------|--------------|------------------|------------------|------------------|-------------------|
| 1                        | Vertical IV - BLC  | 197             | 33756        | 101981.65        | 50634.00         | 20253.60         | 31094.05          |
| 2                        | Vertical III - AHP | 71              | 34354        | 397693.29        | 51531.00         | 240478.00        | 105684.29         |
| <b>Total (BLC + AHP)</b> |                    | <b>268</b>      | <b>68110</b> | <b>499674.94</b> | <b>102165.00</b> | <b>260731.60</b> | <b>136778.34</b>  |

| Verticals | Unit Cost  | Central Share | State Share | Beneficiary Share /Cross Subsidy | Completion Time |
|-----------|------------|---------------|-------------|----------------------------------|-----------------|
| AHP       | 8.52-13.10 | 1.5           | 7.00        | 0.02-4.60                        | 1.5 years       |
| BLC       | 3.00       | 1.5           | 0.60        | 0.90                             | 1 years         |

# Beneficiaries Curtailment and Revised DPRs submitted for approval

## 1.Revised Cum Curtailment DPRs

| Component         | No. of Projects | No. of units approved in Various CSMC | No. of Beneficiaries Revised | No. of Beneficiaries to Curtail (Deletion) |
|-------------------|-----------------|---------------------------------------|------------------------------|--|
| Vertical IV (BLC) | 195             | 98919                                 | 47566                        | 51353                                      |

## 2. Modification DPR

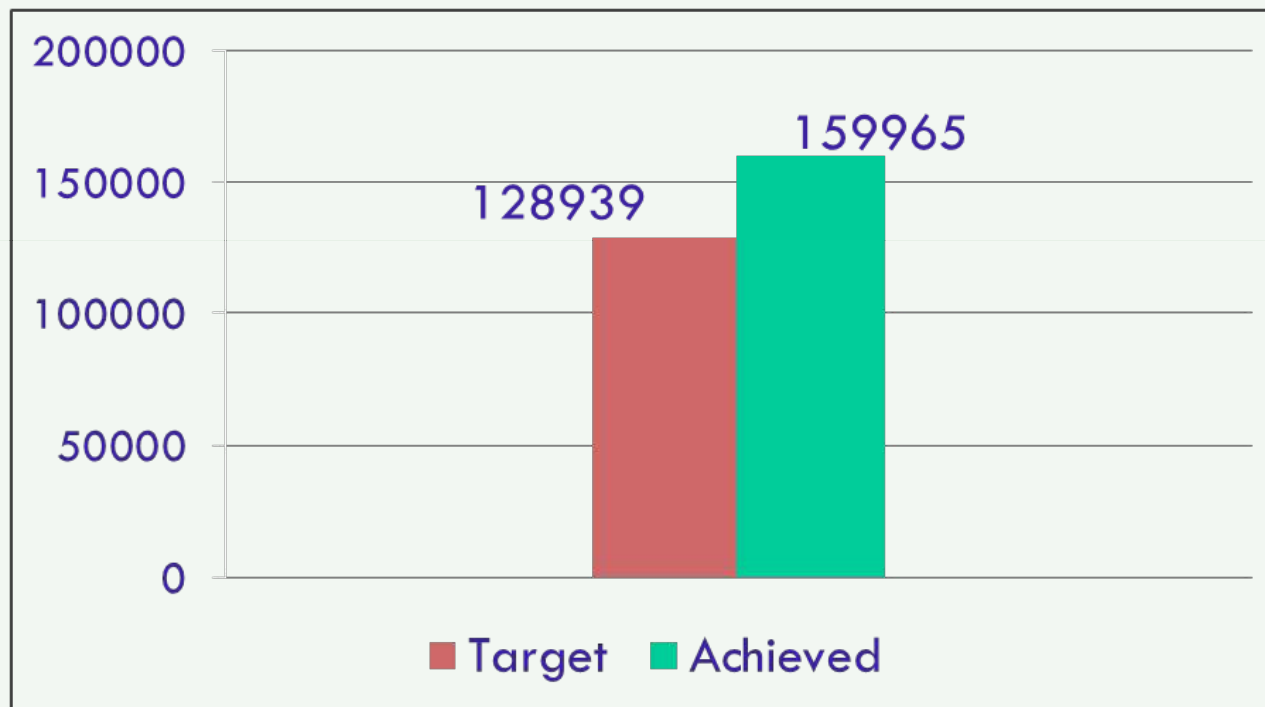
| Component          | No. of Project    | Project Cost Rs. in lakh | No. of units approved in CSMC | No. of Beneficiaries to Modify |
|--------------------|-------------------|--------------------------|-------------------------------|--------------------------------|
| Vertical III (AHP) | 1                 | 2112.00                  | 256                           | 11                             |
| Vertical IV (BLC)  | Vertical IV (BLC) | 32                       | 7346                          | 2200                           |

### Prominent Reasons for Curtailment :

- 1.Ineligible Beneficiary after verification
- 2.Possession of land not in their Name
- 3.Land Dispute
- 4.Unwillingness
- 5.Valid land document not found
- 6.Duplication

## Target units for 2018-19

| Vertical | Target   | Achieved | Now Proposed | Total Achievement | Balance to be Proposed |
|----------|----------|----------|--------------|-------------------|------------------------|
| AHP      | 53,741   | 28,822   | 34,354       | 63,176            | 0                      |
| BLC      | 75,198   | 63,033   | 33,756       | 96,789            | 0                      |
| Total    | 1,28,939 | 91,855   | 68,110       | 1,59,965          | 0                      |



# Innovative Construction Technology in TN&CB Tamil Nadu

## I. Monolithic Concrete Construction

| S.No | CSMC/<br>Date  | Name of Work/Project,location<br>& Project cost           | Total Number of houses &<br>number of stories | Stage of work                 |
|------|----------------|---|---|-------------------------------|
| 1    | 15th/ 22.11.16 | Kilkathirpur in Kancheepuram District                     | 2112 tenements (G+3)                          | On going                      |
| 2    | 18th/ 18.01.17 | Manali New Town Phase-II<br>South & North wing in Chennai | 2992 tenements (S+14)                         | Foundation                    |
| 3    | 24th /24.07.17 | Moolakothalam in chennai                                  | 648 tenements (S+9)                           | Foundation                    |
| 4    | 24th /24.07.17 | Gandhi Nagar in Chithode T.P.<br>Erode District           | 1824 tenements (G+3)                          | Basement &<br>Super Structure |
| 5    | 27th /30.10.17 | Gowthamapuram in chennai                                  | 840 tenements (S+10)                          | Foundation                    |
| 6    | 27th /30.10.17 | NVN Nagar in chennai                                      | 840 tenements (S+10)                          | Foundation                    |
| 7    | 27th /30.10.17 | TT Block in Chennai                                       | 468 tenements (S+13)                          | Foundation                    |
| 8    | 30th /07.02.18 | Moolakothalam Phase-II in chennai                         | 396 tenements (S+11)                          | Foundation                    |
| 9    | 30th /07.02.18 | Kargil nagar in chennai                                   | 1200 tenements (S+10)                         | Foundation                    |
| 10   | 30th /07.02.18 | K.P Park phase-II in chennai                              | 1056 tenements (S+11)                         | Foundation                    |
|      |                | <b>Total</b>  | <b>12,376 tenements</b>                       |                               |

**Moolakothalam – phase 2 –Chennai**  
**AHP Project using Monolithic Concrete Construction**

No of Units :396 ;  
Project Cost : Rs.5405 lakh







## II. Pre-Fab Technology

| <b>S.No</b> | <b>CSMC/<br/>Date</b>       | <b>Name of Work/Project,location<br/>&amp; Project cost</b> | <b>Total Number of houses<br/>&amp;<br/>number of stories</b> | <b>Stage of work</b> |
|-------------|-----------------------------|---|---|----------------------|
| 1           | 27th /30.10.17              | Nalla Thaneer Odai Kuppam (NTO),<br>Chennai                 | 480 tenements (S+10)  | Nearing completion   |
| 2           | 33 <sup>rd</sup> / 27.04.18 | Athipattu Phase -III  | 540 tenements (S+9)   | Foundation           |
|             |                             | <b>Total</b>  | <b>1020 tenement</b>  |                      |

**Nalla Thanneer Odai (NTO) Kuppam, Chennai**  
AHP Project using Pre – Fab Technology

No of Units :480  
Project Cost :Rs.5880 lakh



# Nalla Thanneer Odai (NTO) Kuppam, Chennai

## AHP Project using Pre – Fab Technology



Carpet Area :  
25.81 Sq.m

## STAIR CASE REINFORCEMENT



## WALL PANEL FABRICATION WORK



# Action Taken Report (ATR) on TPQMA

## AHP Projects -Abstract

| Sl. No              | CSMC meeting Dated | No of Projects | No. of units | Funds requested (for 2nd Instalment) |
|---------------------|--------------------|----------------|--------------|--------------------------------------|
| 1                   | 3rd 08.12.15       | 6              | 2916         | 1749.6                               |
| 2                   | 4 th 21.12.15      | 2              | 108          | 64.8                                 |
| 3                   | 5th 21.05.16       | 7              | 4836         | 2901.6                               |
| 4                   | 5th 21.05.16       | 4              | 2368         | 1420.8                               |
| 5                   | 9th 26.05.16       | 1              | 256          | 153.6                                |
| 6                   | 13th 30.09.16      | 1              | 288          | 172.8                                |
| 7                   | 15th 22.11.16      | 2              | 3904         | 2342.4                               |
| <b>Total ( AHP)</b> |                    | <b>23</b>      | <b>14676</b> | <b>8805.60</b>                       |

# GHTC Proposals



- Tamil Nadu will submit two locations for implementing the prestigious GHTC
- At Coimbatore and Chennai
- Lands available with SLNA
- SLMC clearance obtained already
- All infra available
- Formal proposals will be submitted shortly

**Glimpse of Progress**  
**Photographs of AHP in**  
**Tamil Nadu**



# AHP - KOVAIPUDUR

## COIMBATORE

**No. of Unit : 672 Project Cost : 5641.02 Lakh**



**THIRU.VI.KA NAGAR**

**COIMBATORE**

**No. of Unit : 256 Project Cost : 2058.73 Lakh**



## **Kottagoundampatty - Salem**

**No of Unit : 216 Project Cost : 1795.00 Lakh**



**Namakkal –Phase III**

**No. of Unit : 960 Project Cost : 7606.00 Lakh**



# **Namakkal – Nagarajapuram**

## **AHP Project**

**No. of Unit : 240 Project Cost : 1954.00 Lakh**



# Nagamangalam MGR Nagar -Trichy

AHP Projects

Unit: 512 Project Cost : 3701.00 Lakh



# Pillayarpatti-Thanjavur

AHP Projects

No. of Unit: 256 Project Cost : 1948.00 Lakh



**KULAVAIMEDU- VELLORE**  
**AHP Project**

**No. of Unit: 192 Project Cost : 1590.23**





**VEERAPANDI**  
**TIRUPPUR**

**No. of Unit: 1280 Project Cost : 9611.42**



**Indira Gandhi Kuppam - Chennai**  
AHP Projects

**No. of Unit : 128 Project Cost :1090.00 Lakh**



**Dhobikana – Chennai**  
AHP Projects

No. of Unit : 128 Project Cost : 1021.00 Lakh





## **POONGA NAGAR – MADURAI** AHP Projects

**No. of Unit: 76 Project Cost : 502.39**



**Sambathottam- Nagapattinam**  
AHP Projects

**No. of Unit: 336 Project Cost : 2602.36 Lakh**



**BHARATHI NAGAR**  
**TIRUPPUR**

**No. of Unit: 288 Project Cost : 2257.00 Lakh**



**JAYA NAGAR**  
**TIRUPPUR**

**No. of Unit: 256 Project Cost: 2023.00 Lakh**



**JJ NAGAR**

**UDUMALAIPETTAI**

**Unit: 320 Project Cost : 2626.00 Lakh**





# PRAKASAPURAM KETHI TP

No. Of Unit: 172 Project Cost :1868.00 Lakh



# **Dhobikana - Vellore**

## **AHP Projects**

**No. of Unit: 224 Project Cost:1 867.22 Lakh**



# **Pattinamkathan - Ramanathapuram**

## **AHP Projects**

**No. of Unit: 256 Project Cost : 2112.00 Lakh**



# Namakkal -Phase IV

AHP Projects

No.of Unit : 192 Project Cost : 1557.00 Lakh



# Kilkathirpur – Kancheepuram

## AHP Projects

No. of Unit : 2112 Project Cost :19008.00 Lakh





## **Vannarapettai-Trichy**

### **AHP Projects**

**No. Of Unit : 384**

**Project Cost : 3159.38 Lakh**



# Manali New Town Phase 1 - Chennai

## AHP Projects

No.of Unit : 288 ;  
Project Cost : 3168.00 Lakh



**KP Park – Chennai**  
AHP Projects

**No. Of Unit : 864      Project Cost : 7128.00**





# **SOUTH OF PERUR**

## **COIMBATORE**

**No. of Unit : 120    Project Cost : 1107.10 Lakh**



# MECRICAR ROAD

## COIMBATORE

No. of Unit : 85

Project Cost : 797.12 Lakh



## **Thailavaram – Maraimalai Nagar**

**No. Of Unit : 480      Project Cost : 3951.58**



# **Rajakkur – Madurai**

## **AHP Project**

**No. of Unit : 1088**

**Project Cost : 8975.00**



## Nehru Nagar – Karur

Construction of 640 tenements at Nehru Nagar - Thoranakkalpatty Village of Karur Municipality under PMAY - HFA.



**No. Of Unit : 640**  
**Project Cost : 5550.00 Lakh**

Construction of 640 tenements at Nehru Nagar - Thoranakkalpatty of Karur Municipality under PMAY - HFA.




# Sanapiratty– Karur

## AHP Project

**No Unit : 192    Project Cost : 1608.28 Lakh**

Construction of 192 tenements at Sanapiratty in Karur Municipality under PMAY - HFA.



Construction of 192 tenements at Sanapiratty in Municipality under PMAY - HFA.



# Anjugramam - Kanniyakumari

No. of Unit : 480 Project Cost : 3624.00 Lakh



## **Kovilpatti phase 1**

56

**No. of Unit : 92 Project Cost : 800.00 Lakh**





## **Kovilpatti phase 2 - Chennai**

**No. of Unit : 120 Project Cost : 1025.00 Lakh**

57



# **Moolakothalam – phase 1**

**No. of Unit 648**

**Project Cost : 8424.00 Lakh**



## **Moolakothalam – phase 2**

**No. of Unit : 396**

**Project Cost : 5405.00 Lakh**



## **Gowthamapuram - Chennai**

**No. of Unit : 840**

**Project Cost : 11180.00 Lakh**



**Glimpse of Photographs of  
Completed Houses Under  
BLC in Tamil Nadu**

# Photos of BLC projects : Completed TIRUNELVELI DISTRICT



# TIRUNELVELI DISTRICT

63



# VIRUDHUNAGAR DISTRICT

64



338038025731800015 - Solaiyappan



G.Thandapani Murugan  
338038015956700004



# VIRUDHUNAGAR DISTRICT

65



# THOOTHUKUDI DISTRICT

66



# THOOTHUKUDI DISTRICT

67



# KANYAKUMARI DISTRICT

68



# KANYAKUMARI DISTRICT

69




## HFA -BLC Kodaikanal



# HFA -BLC COIMBATORE









**THANK YOU**

## Physical Progress - AHP PROJECTS

74

| No. Of Projects approved | No. Of Units Approved | Completed | In Progress | Tenders to be called for |
|--------------------------|-----------------------|-----------|-------------|--------------------------|
| 178                      | 87543                 | 3108      | 58387       | 26048                    |

### ROAD MAP FOR COMPLETING THE 58,387 HOUSES

- Tenders called for 151 works
- 12% of the balance houses (7,000) will be completed March 2019.
- 24.40% of the balance houses (14,250) will be completed April 2019.
- Another 35.97% houses (21,000) will be completed by June 2019.
- By April 2020, 27% of houses (16,137) will be completed.
- For 26,048 DUs tendering will be taken up after May 2019.

## Physical Progress - BLC PROJECTS

75

| No. Of Projects | No. Of Units | Work order issued | Grounded / In Progress |            |        |       |        | Completed |
|-----------------|--------------|-------------------|------------------------|------------|--------|-------|--------|-----------|
|                 |              |                   | Below Basement         | Foundation | Lintel | Roof  | Total  |           |
| 1973            | 429198       | 316748            | 82166                  | 31672      | 26024  | 47914 | 187776 | 65086     |

### Road Map for Completion of Balance 1,87,776 units

- **By March'19** - **45,000 (24 %)**
- **By April'19** - **27,000 (14 %)**
- **By June'19** - **30,000 (16%)**
- **By July'19** - **50,000 (27%)**
- **Balance houses 35,776 (19%), will be completed by August'19**